

“Too Good to Be True? Protecting Yourself from Online Scams”

Year 1

National Safer Internet Day 2025



Teacher Input, discussion and
Seesaw Activity for Year 1



Hello

Alan Ellis / @mralanellis



Knowsley Principal Learning Technologies Officer.
Apple Distinguished Educator. Apple Learning Coach,
Google Certified Educator. Book Creator Ambassador.
Seesaw Ambassador.

Does anyone know what the **internet** is?

Good morning, everyone! Today is Safer Internet Day! We're going to talk about staying safe when we use the internet.



Allow children to share answers.

The internet

Hands up if you've ever played a game on a tablet, watched videos on YouTube, or talked to someone using a phone or computer.

Did you know all of those things use the internet?

The internet is fun and helpful, but we need to know how to use it safely. Sometimes, people on the internet try to trick us. These tricks are called scams.



What are scams?

Scams are tricks that people use to try to get something from us.

It could be our money, our password, or even our personal information like our name or where we live.

These tricks might look fun or exciting, but they're not safe.



Year 1: The Pop-Up Surprise



Lily is a cheerful 5-year-old who loves playing games about animals on her tablet.

She's just learned how to tap and swipe confidently and often plays on her own.

One day, while feeding her virtual pets, she sees a big colourful pop-up that promises her a magical unicorn.

Lily is excited because she loves unicorns, but she's not sure what to do.

Let's think about what might happen if Lily clicks on the pop-up and how she can stay safe while playing her favourite games.



Year 1: The Pop-Up Surprise



Lily is playing her favourite animal game on a tablet when a colourful pop-up appears. It says, 'Congratulations! You've won a free unicorn! Click here to claim your prize.' Lily is excited but unsure if she should click.

Discussion Questions:

- What do you think Lily should do when she sees the pop-up?
- Why might the pop-up not be telling the truth?
- Who can Lily talk to if she is unsure about clicking on something?
- How can we tell the difference between a game and something that might be a trick?



Year 1: The Pop-Up Surprise



Scenario Answer:

Lily should NOT click on the pop-up. She can close it by tapping the small 'X' in the corner or ask a trusted adult for help. Pop-ups like this can sometimes lead to unsafe websites or trick you into downloading something bad for your tablet.

Why is it a Scam?

Scammers use bright colours and exciting prizes to make you click.

What to Do Next:



Always ask a grown-up if you see something like this.



You should always ask **permission** before using a digital device!

Why should we ask permission before using a digital device?

Do you ask
Permission?



Safe or Scam?

“Let’s play a quick game called Safe or Scam! I’ll tell you a situation, and you tell me if it’s safe or if it’s a scam. Ready?”



Thumbs up
for Safe

Thumbs
down for
Scam



Safe or Scam?

“You get a message from someone you don’t know saying, ‘You’ve won a free toy! Click here!’”



Thumbs up
for Safe

Thumbs
down for
Scam



Safe or Scam?

“You see a pop-up while playing a game that says, ‘Enter your password to get free coins!’”



Thumbs
down for
Scam

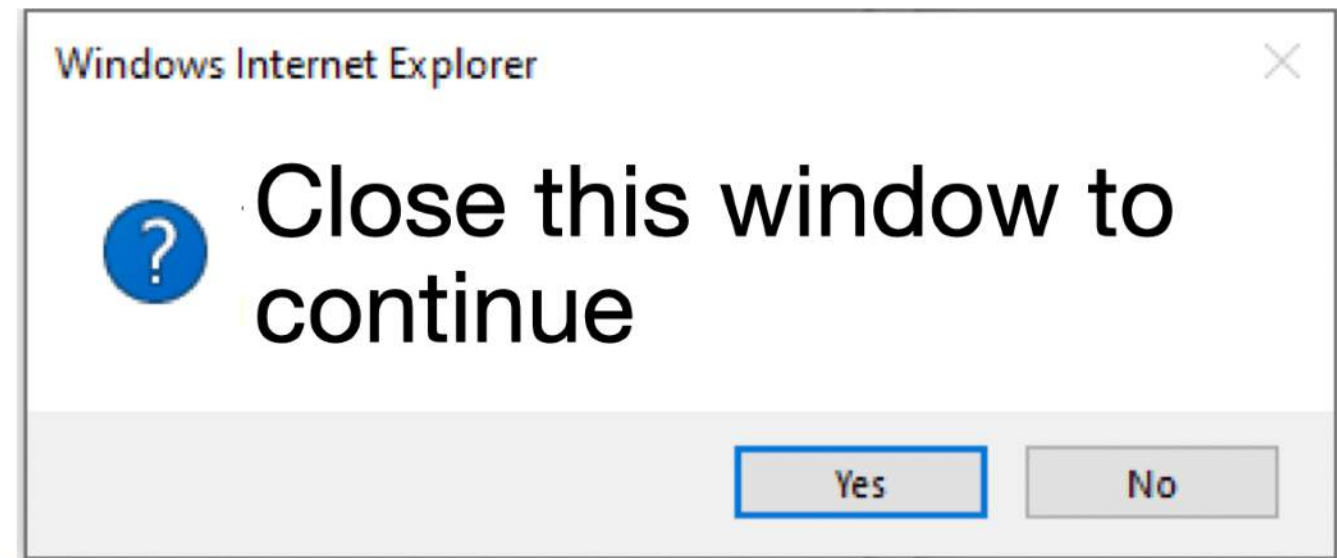


Thumbs up
for Safe



Safe or Scam?

“You see a pop-up that says, ‘Close this window to continue.’”




Thumbs
down for
Scam



Thumbs up
for Safe

If you are unsure. Who can you ask for help?



To access this video click [here](#).

Who would you ask for help?

I would ask for help from



My Mum



My Friend



My Teacher



An Adult You Trust



My Dad



My Older Sister



My little brother



My Nan



My Grandad



My Neighbour

👉 movable emojis

How to Stay Safe

Don't worry, we can all stay safe on the internet if we remember a few important rules. Let's learn them together!

1. Stop and Think
2. Ask a Grown-Up for Help
3. Don't Share Personal Information
4. Click Carefully



Teacher's Script:

1. Stop and Think:

“If you see something that looks too good to be true, stop and think. Does it make sense? Would someone really give you a unicorn for free?”

2. Ask a Grown-Up for Help:

“If you're not sure about something, always ask a grown-up. Your parents, carers, or teachers are here to help you. If you see something strange, come and tell us!”

3. Don't Share Personal Information:

“Never give your name, address, or any other details to someone you don't know on the internet. Even if they say they're giving you a prize, keep your information safe!”

4. Click Carefully:

“Don't click on things unless you're sure they're safe. Remember, not everything on the internet is true.”

Well done, everyone!

“You’ve learned so much about staying safe online. Remember, if something seems too good to be true, it’s probably a trick. And if you’re ever unsure, what should you do?”

“Ask a grown-up for help!”

“Great job! Now you’re all Internet Safety Superstars! Let’s go have some fun and stay safe online!”




Model using Seesaw to complete the design of a superhero activity:

1. Draw their superhero. Use colour to make their superhero look bold and powerful.
2. Name their superhero (e.g., “CyberSafe Sam” or “Captain Click Smart or Miss Web Safe”).
3. Draw their superhero’s special tools or gadgets, like a “Password Protector Shield” or “Fake Pop-Up Zapper.”
4. In the Speech Bubble, The children will write a safety message for their superhero to say, such as: “Stop! Think before you click!” or “Ask a grown-up for help!” or “Keep your information safe!”
5. Show and Share: choose a few children to present their hero and how their superhero helps keep people safe online.

Online Safety Superhero!


Name:

CyberSafe Sam



My hero's safety message:

Stop! Think before you click!



Seesaw Activity

Online Safety Superhero!

We're going to design our very own Online Safety Superhero!

This superhero's job is to protect us from tricks and scams online, like fake prizes or people pretending to be our friends.



Online Safety Superhero!

What kind of things might an online safety superhero say or do to help us? Let's come up with some ideas together.

“Always ask a grown-up if you're unsure.”

“Don't share your name or password with strangers.”

“If something looks too good to be true, it probably is!”


“Think before you click!”





Let's Design a Superhero to
Keep Us Safe Online!

Open Seesaw and complete the
activity.



Online Safety Superhero!


Name:

My hero's safety
message:

Online Safety Superhero!

Name:

CyberSafe Sam




My hero's safety message:

Stop! Think before you click!

Year One Seesaw Challenge




Online Safety Superhero! Name: **CyberSafe Sam**




[View as Pupil](#)

Pupils will edit this template



Teacher Notes (not visible to pupils)

1. Draw a superhero.
2. Name the superhero (e.g., "CyberSafe Sam" or "Captain Click Smart or Miss Web Safe").
3. Draw the superhero's special tools or gadgets, like a "Password Protector Shield" or "Fake Pop-Up Zapper."
4. In the Speech Bubble: The children will write a safety message for their superhero to say, such as: "Stop! Think before you click!" or "Ask a grown-up for help!" or "Keep your information safe!"
5. Show and Share, choose a few children to present their hero and how their superhero helps keep people safe online.

 **Alan Ellis**



[Present to Class](#) [Assign](#)


Year 1 - Safer Internet Day

Instructions for Pupils

Tap [Add Response](#)

Let's Design a Superhero to Keep Us Safe Online!

1. Draw a superhero. 
2. Name the superhero. **T**
3. You could give the superhero a special tool or gadget. 
4. In the Speech Bubble: write a safety message for the superhero to say. **T**

Share your work 

[Click to assign Seesaw activity.](#)